



MAXIFORCE® ACCESSORIES



**DUAL DEADMAN
BAG CONTROLLER G2**
Net Weight: 6.0lb 2.7kg
Part No. 22-890900G2-150



**SINGLE DEADMAN
BAG CONTROLLER G2**
With bypass and two couplings
Net Weight: 3.0lb 1.4kg
Part No. 22-889510G2-150



INLINE RELIEF VALVE

Designed to relieve over-pressurization and allow a lift bag to remain inflated under a load. This is not simply a shut off valve. This valve will relieve excess pressure from an inflated bag caused by load shifts or temperature changes.

Net Weight: 1.0lb 0.4kg
Part No. 22-890490-150

NEW



PRESSURE REGULATOR
Piston Type 5,500-0 psi / 379.2-0 bar CGA 347/346 inlet
Net Weight: 3.6lb 1.6kg
Part No. 22-895401G2

NEW



PRESSURE REGULATOR
Piston Type Euro 5,500-0 psi / 379.2-0 bar DIN
Net Weight: 3.8lb 1.7kg
Part No. 22-895401DG2



INLINE RELIEF VALVE

Net Weight: 1.0lb 0.4kg
Part No. 22-890490



**MANUAL AIR COMPRESSOR
2 STAGE - FOOT/HAND**
Net Weight: 14.7lb 6.7kg
Part No. 22-800400



NEOPRENE SHEET
20 in x 20 in x 1/8 in / 50.8 cm x 50.8 cm x .032 cm
Part No. 22-890466



**MASTER CONTROL PACKAGE
CUSTOM CASE ONLY**
Part No. 22-890323



**STORAGE
CASE**
Part No. 22-000905

WORKING AIR CART & CYLINDERS

The Working Air Cart is a portable self-contained unit designed to provide, from a single supply source, continuous regulated working air simultaneously to a variety of components, such as MAXIFORCE® G2 Air Lifting Bags, AcmeThread Struts, LockStroke Struts, LongShore Struts and Paratech's Powered Impact Tools.

WORKING AIR CART

US
Part No. 22-800200

METRIC
Part No. 22-800200D
Net Weight: 139.0lb 63.0kg

WORKING AIR CART WITHOUT CYLINDERS







US
Part No. 22-800201

METRIC
Part No. 22-800201D
Net Weight: 43.4lb 19.7kg



AIR HOSES

A full 3/8 in / 9.5 mm inside diameter in a wide range of colors and lengths. Couplings and nipples are field replaceable using simple hand tools. Working pressure of 300 psi / 20.7 bar assures reliability. Hose stays flexible over the full operating temperature range of the lift bag. Closed couplings prevent air escape at disconnect (no blowing debris).

Part No.	Description	Net Weight	lb	kg	Ship Weight	lb	kg
	Air Hose 3/8 in / 9.5 mm dia. RED						
22-890516	x 16 ft / 5 m		2.5	1.1		3.0	1.4
22-890521	x 32 ft / 10 m		4.5	2.0		5.0	2.3
22-890541	x 50 ft / 15 m		7.0	3.2		8.0	3.6
	Air Hose 3/8 in / 9.5 mm dia. YELLOW						
22-890515	x 16 ft / 5 m		2.5	1.1		3.0	1.4
22-890520	x 32 ft / 10 m		4.5	2.0		5.0	2.3
22-890542	x 50 ft / 15 m		7.0	3.2		8.0	3.6
	Air Hose 3/8 in / 9.5 mm dia. GRAY						
22-890518	x 16 ft / 5 m		2.5	1.1		3.0	1.4
22-890525	x 32 ft / 10 m		4.5	2.0		5.0	2.3
22-890545	x 50 ft / 15 m		7.0	3.2		8.0	3.6
	Air Hose 3/8 in / 9.5 mm dia. BLUE						
22-890514	x 16 ft / 5 m		2.5	1.1		3.0	1.4
22-890523	x 32 ft / 10 m		4.5	2.0		5.0	2.3
22-890543	x 50 ft / 15 m		7.0	3.2		8.0	3.6
	Air Hose 3/8 in / 9.5 mm dia. BLACK						
22-890513	x 16 ft / 5 m		2.5	1.1		3.0	1.4
22-890522	x 32 ft / 10 m		4.5	2.0		5.0	2.3
22-890546	x 50 ft / 15 m		7.0	3.2		8.0	3.6
	Air Hose 3/8 in / 9.5 mm dia. GREEN						
22-890517	x 16 ft / 5 m		2.5	1.1		3.0	1.4
22-890524	x 32 ft / 10 m		4.5	2.0		5.0	2.3
22-890544	x 50 ft / 15 m		7.0	3.2		8.0	3.6



MAXIFORCE® ACCESSORIES

							
Ferrule for Paratech Nipple with 3/8 in / 1 cm hose stem Part No. 22-890624	Nipple with 1/4 in NPT M fits MAXIFORCE® and Vetter Part No. 22-890667	Locking Nipple with 1/8 in NPT M fits MAXIFORCE® and Vetter Part No. 22-890668	Paratech Lock Nipple with 3/8 in / 1 cm hose thread Part No. 22-890672	Paratech Nipple with 1/4 in NPT M Part No. 22-890681	Paratech Nipple with 1/4 in NPT F Part No. 22-890682	Paratech Nipple with 1/8 in NPT M Part No. 22-890683	Paratech Nipple with 1/2 in NPT M Part No. 22-890684
							
Paratech Nipple with 1/2 in NPT F Part No. 22-890685	Paratech Nipple with 3/8 in / 1 cm hose stem Part No. 22-890691	Paratech Nipple for ALB 3/8 in / 24 LH THD Part No. 22-890686	Nipple Protector G2 Part No. 22-8890709T	Nipple Protector Part No. 22-890695	Paratech Coupling with 3/8 in / 0.4 cm hose stem w/Ferrule - consists of 22-890700A & 22-890624 Part No. 22-890700	Paratech Coupling with 3/8 in / 1 cm hose stem Part No. 22-890700A	Paratech Coupling with 1/2 in NPT M Part No. 22-890710
							
Paratech Coupling with 1/4 in NPT F Part No. 22-890711	Paratech Coupling with 1/2 in NPT F Part No. 22-890720	Paratech Coupling with 1/4 in NPSM with 'O' Ring Part No. 22-890721A	Paratech Coupling with 1/4 in NPSM open Part No. 22-890703	Paratech Double Male Nipple Part No. 22-890730	Paratech Nipple Industrial Nipple with Valve Part No. 22-890732	Paratech Nipple and Glad Hand Part No. 22-890734	
							
'Y' with 2 Paratech Couplings and 1/4 in NPT F Part No. 22-890735	'Y' with 2 Paratech Couplings and MAXIFORCE® Nipple Part No. 22-890736	'Y' with 3 Paratech Couplings Part No. 22-890740	Paratech Nipple and Tire Valve Inflator Part No. 22-890737	Paratech Nipple and Locking Tire Chuck Part No. 22-890731	Paratech Nipple and 12 in / 30.5 cm hose with clamp Part No. 22-890738		
							
Paratech Nipple and Industrial Twist Lock with Valve Part No. 22-890749	Industrial Coupling 1/4 in NPT F Part No. 22-890751	Industrial Coupling 1/4 in NPT M Part No. 22-890752	Industrial Nipple 1/8 in NPT M Part No. 22-890760	Industrial Nipple 1/4 in NPT M Part No. 22-890761	Industrial Nipple 3/8 in NPT M Part No. 22-890762	Industrial Nipple 1/4 in NPT F Part No. 22-890763	
							
Paratech Coupling with 1/4 in NPT M open Part No. 22-890704	Paratech Coupling with 1/4 in NPT M Part No. 22-890712	Paratech Coupling with 3/8 in NPT M Part No. 22-890714	Paratech Coupling with 3/8 in NPT F Part No. 22-890716	Paratech Nipple with 3/8 in NPT M Part No. 22-890718	Paratech Nipple with 3/8 in NPT F Part No. 22-890777	Nipple (Strut Inlet) 1/8 in NPSM Part No. 22-796065	
							
Hose Splice 3/8 in / 9.5 mm dia. x 3/8 in / 9.5 mm dia. Part No. 22-890673	Hose Stem 1/4 in NPT M with 3/8 in / 9.5 mm dia. Part No. 22-890674	Hose Barb 1/4 in NPT F with 3/8 in / 9.5 mm dia. Part No. 22-890675	Dual Tank Connector with Check Valves - CGA 346/347 Part No. 22-800130 Net Weight: 1.5lb / 0.68kg	Dual Tank Connector with Check Valves - DIN Part No. 22-800135 Net Weight: 1.5lb / 0.68kg			