

# ERH SERIES

ERH-200, ERH-400



ERH. Helping companies make thousands of every day products faster, safer, and easier.



**SCHLUMPF**  
A DOUBLE E COMPANY


# ERH-200

## Standard Features

- Quiet 2-Speed Drive
- Lightweight Construction
- Micro-Pendant Control
- Quick-Change Battery Box
- Quick-Change Tooling Mount
- Battery-Charge Meter
- Manual Tooling



## ERH Manual Tooling Options



The ERH-200 was designed for lighter duty applications, it has numerous tooling options for a wide variety of uses.

- 200lbs (91kg) Handling Capacity
- Powered Lifting
- Versatile Multipurpose Tooling Designs
- Multiple Base and Lift Height Options
- Ergonomic and Efficient

Control Box & Pendant

# ERH-400

## Standard Features

- Quiet 2-Speed Drive
- Lightweight Construction
- Micro-Pendant Control
- Quick-Change Battery Box
- Battery-Charge Meter
- Up to 4 Powered Functions
- Powered or Manual tooling



The ERH-400 offers powered tooling options like shaft handlers, outside diameter clamps, and electric turners.



- 400lbs (190kg) Handling Capacity
- Powered Lifting and Tooling
- Multiple Base and Lift Height Options
- Adjustable Lift Height Sensors and Pushers
- Optional Electric Remote Retract

The ERH-400 excels with both powered and manual tooling to handle rolls, shafts, and other materials. This design is a handling powerhouse, equipped to accommodate many applications.

Our sales engineers will gladly help you determine what machine best fits your needs. Use the Quick Application guide below and contact us for assistance!

## Base Styles



Probes, turners, and cradles are just some of the tooling options we offer. If you have a more complex handling need, our engineers can design tooling just for you!



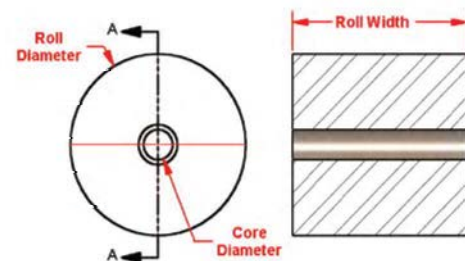
## How To:

1. Determine your initial requirements using the Application Guide to the right.
2. Gather all available information.
3. Contact us with your application information for additional guidance.

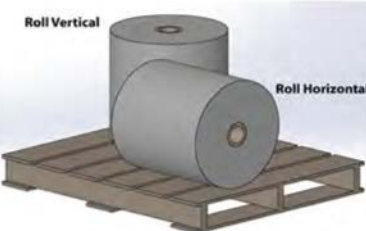
## Quick Application Guide

### Roll Specifications

Max. Weight: \_\_\_\_\_  
 Max. Roll Width: \_\_\_\_\_  
 Min. Roll Width: \_\_\_\_\_  
 Max. Roll Diameter: \_\_\_\_\_  
 Rolled Material: \_\_\_\_\_  
 Core Size(s): \_\_\_\_\_  
 Core Material: \_\_\_\_\_



### Roll Orientations

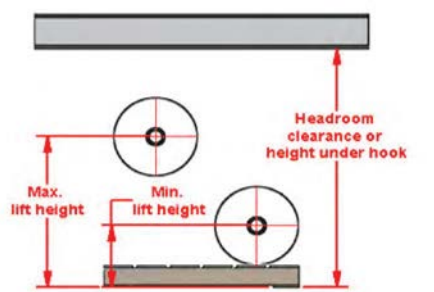


What do you want to do:  
 Lift only Horizontal  Vertical   
 Lift & Turn  By the Core   
 By the OD  Combination ID/OD

### Operating Requirements



Pallet W \_\_\_\_\_ L \_\_\_\_\_ H \_\_\_\_\_  
 Access Full  4 sides & corners  
 Limited  \_\_\_\_\_ sides Rolls / Layer \_\_\_\_\_ Stack Height \_\_\_\_\_



Min Lift \_\_\_\_\_ Max Lift \_\_\_\_\_



# SCHLUMPF

A DOUBLE E COMPANY

39 Enterprise Drive,  
Windham, Maine, 04062



Schlumpf continues to invest in our facilities, production equipment, and engineering support with one goal in mind – To offer the highest quality products and the best service for our customers. Whether you are around the corner or across the globe, you can count on Schlumpf to solve your most challenging material handling problems.

Get the latest news, product announcements and instructional videos on our social media outlets.

Distributed throughout Australia by

**NORMAN G CLARK**  
EST. 1919

ph: +61 3 9116 9200  
www.ngclark.com.au